

Product Description

LF-AAD012-0400-42 is a 12W constant current DALI or PUSH dimmable LED driver. Its input voltage ranges from 198 to 264Vac and output current can be adjusted via DIP switch from 150mA to 400mA, in steps of 50mA.

Features

- IP20
- Suitable for Class II light fixtures
- Constant current output and output current adjustable via DIP switch
- DALI or PUSH dimmable; logarithmic or linear dimming curve selectable on DALI interface
- Built-in active PFC function
- Standby power consumption <0.5W
- 0.1% dimming depth
- 5-year warranty (please refer to the warranty condition)

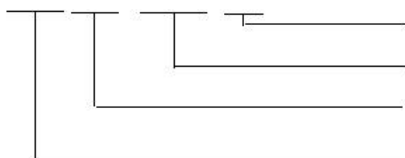


Applications

- Horticultural lighting
- Indoor office lighting
- Decorative lighting
- Commercial lighting
- Residential lighting

Product Naming

LF- AAD012- 0400- 42



42: maximum output voltage: 42V

0400: maximum output current: 400mA

012: rated power: 12W

AAD: DALI LED driver

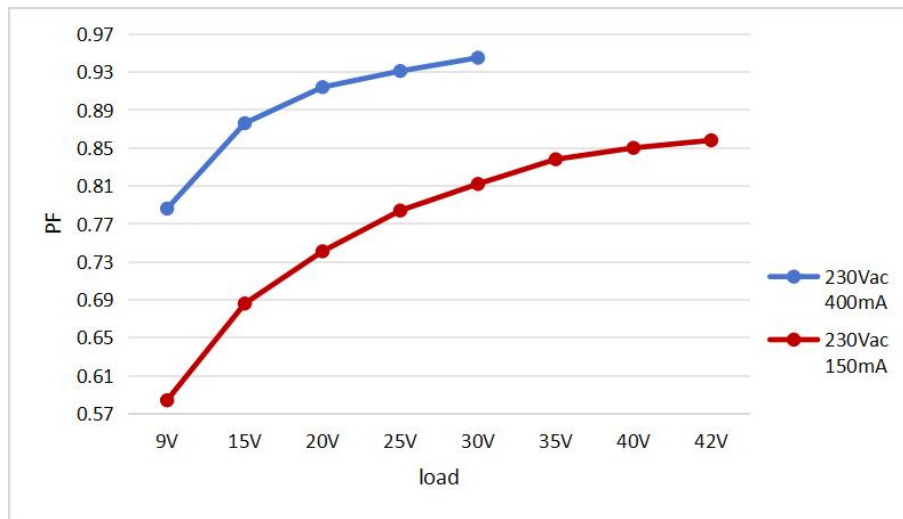
Electrical Characteristics

Model		LF-AAD012-0400-42					
Output	Output Voltage (DC)	9-42V	9-42V	9-42V	9-40V	9-34V	9-30V
	Output Current	Adjustable via DIP switch; please refer to the DIP Switch Table					
		150mA	200mA	250mA	300mA	350mA	400mA
	Flicker Index	IEC-Pst ≤1, CIE SVM ≤0.9, modulation depth ≤1% According to the flicker-free standard (IEEE Std 1789-2015)					
	Ripple Current	<10% (rated current)			<5% (rated current)		
	Current Tolerance	±5%					
	Temperature Drift	±5%					
	Start-up Time	<1.5S@230Vac					
Input	Input Voltage	220-240Vac (voltage limit: 198-264Vac)					
	DC Input Voltage	180-280Vdc					
	Input Frequency	47Hz-63Hz					
	Input Current	0.15A Max					
	Power Factor	≥0.83	≥0.88	≥0.90	≥0.92	≥0.92	≥0.92
	THD	≤15%@230Vac (narrowband; full load)					
	Efficiency	≥70%	≥75%	≥78%	≥80%	≥79%	≥78%
	Inrush Current	≤6.5A&100uS@230Vac					
	Loading Quantity on Circuit Breaker	Circuit Breaker Model		B10	C10	B16	C16
		Quantity (pcs)		44	44	71	71
	Surge Protection	L-N: 1kV; PUSH: 600V					
	Leakage Current	≤0.7mA					
	Standby Power Consumption	≤0.5W (when DALI OFF signal is effective)					
	Protections	Open Circuit	<59V				
Short Circuit		Hiccup mode (auto-recovery)					
Environment Descriptions	Working Temperature	-20℃ - +45℃					
	Working Humidity	20-90%RH (no condensation)					
	Storage Temperature/Humidity	-30℃ - 80℃ (six months under class I environment); 10-90%RH (no condensation)					
	Atmospheric Pressure	86kPa~106kPa					

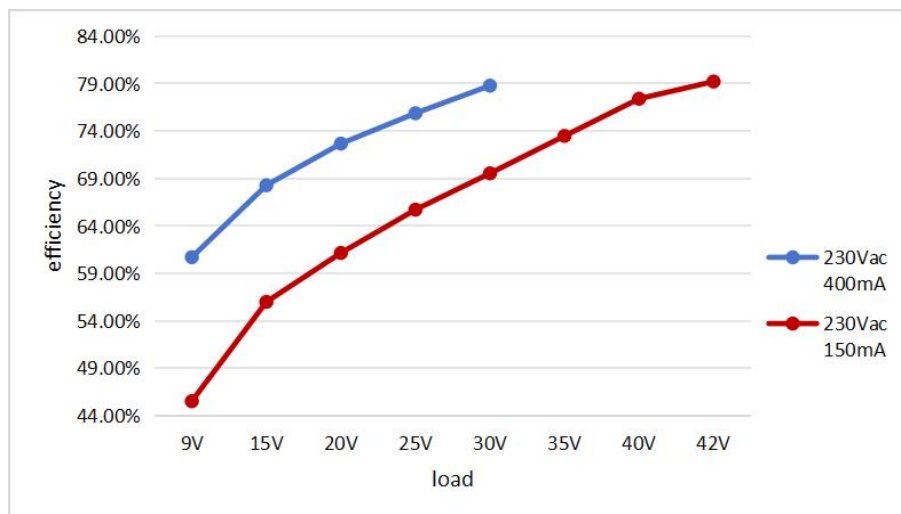
Safety & EMC	Certifications	TUV-ENEC, CE, CB, RCM, CCC
	Withstanding Voltage	I/P-O/P: 3.75kV 5mA 60S
	Insulation Resistance	I/P-O/P: >100MΩ@500Vdc
	Safety Standards	ENEC: EN61347-1: 2015, EN 61347-2-13: 2014/A1: 2017, EN 62384: 2016/A1: 2009 CE-LVD: EN 61347-2-13: 2014/A1: 2017, EN 61347-1: 2015, EN 62493: 2015 RCM: AS 61347.2-13: 2018 CB: IEC 61347-1: 2015, IEC61347-2-3: 2014, IEC 61347-2-13: 2014/AMD1: 2016 CCC: GB19510.1-2009, GB19510.14-2009
	EMI	CE-EMC/RCM: EN55015, EN61000-3-2, EN61000-3-3 CCC:GB/T17743, GB17625.1, GB17625.2
	EMS	CE-EMC/RCM: EN61000-4-2, 3, 4, 5 (lightning strike 1kV), 6, 11 CCC: GB/T17626.2, 3, 4, 5 (lightning strike 1kV), 6, 11
Others	IP Rating	IP20
	RoHS	RoHS 2.0 (EU) 2015/863
	Warranty Condition	5 years (Tc≤79℃)
	DALI Standard	IEC 62386-101 102 207: DALI 2.0
Remarks	<ol style="list-style-type: none"> 1. It is recommended that customer should install over voltage, under voltage and surge protection devices in the power supply circuits of the light fixtures to ensure safety before connecting to electricity. 2. When adjusting the output current via the DIP switch, please disconnect input AC power supply first so as to use the DIP switch without the input AC power supply connected. 3. The PC cover, casing, end caps and other parts of the LED driver inside the LED light fixture must conform to UL94-V0 flammability standard or above. 4. As an accessory, the LED driver is not the only factor determining the EMC performance of the LED light fixture. The structure and the wiring of the light fixture are also relevant. Thus it's strongly recommended the LED light fixture manufacturer should re-confirm the EMC of the whole LED light fixture. 5. Unless otherwise stated, the parameters above are test results under these conditions: ambient temperature 25℃, humidity 50%, 100% load, maximum output current and input voltage 230Vac. 	

Product Characteristic Curves

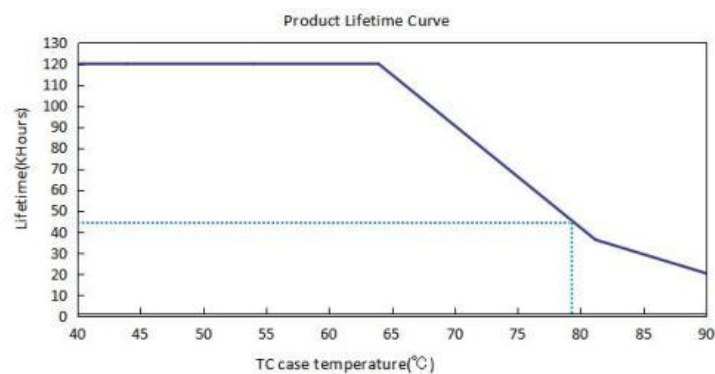
■ PF Curve



■ Efficiency Curve



■ Lifetime Curve



Dimming Operation Instructions

■ Product Terminals

INPUT

DA1 PUSH	Input terminal of DA1 and PUSH dimming
DA2 PUSH	Input terminal of DA2 and PUSH dimming
AC-L	Input terminal of AC live wire
AC-N	Input terminal of AC neutral wire

OUTPUT

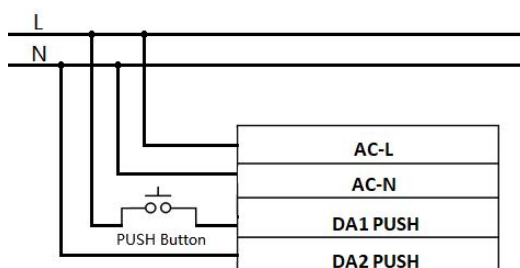
LED+	Positive electrode output of the driver
LED-	Negative electrode output of the driver


■ Product DIP Switch

I rated (CC)	1	2	3
400mA	OFF	OFF	OFF
350mA	OFF	OFF	ON
300mA	OFF	ON	OFF
250mA	OFF	ON	ON
200mA	ON	OFF	OFF
150mA	ON	OFF	ON

Remark: except the settings mentioned in the table above, other DIP switch settings are default to be the maximum current 400mA.

■ Wiring Diagram of PUSH Dimming



 Remark: when using PUSH dimming function, please make sure to power on AC-L/AC-N before powering on the PUSH terminal, otherwise the PUSH terminal may be burnt out.

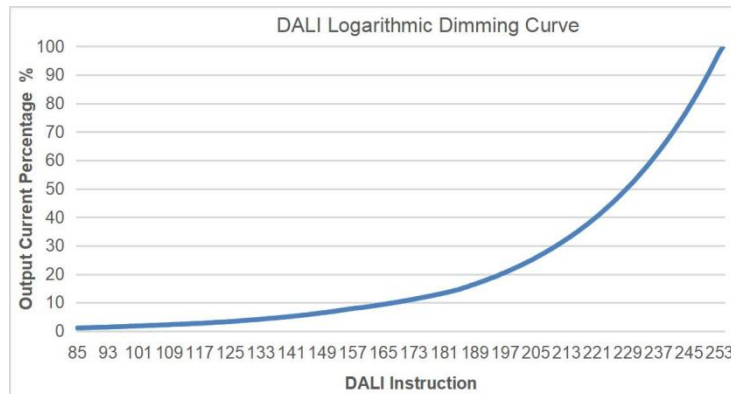
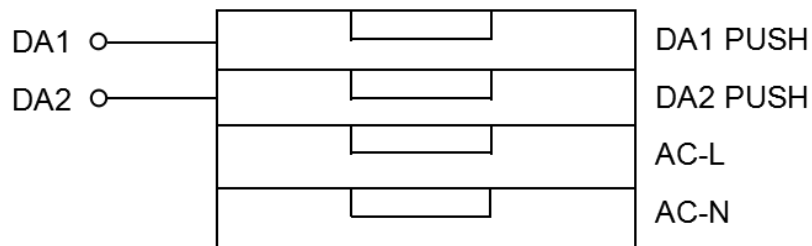
■ PUSH Dimming Operation Instructions

Operations	Operation Time	Functions
Instant Push	0.1-0.5 sec	Light on / off
Long Push	0.6-9 sec	Dim up / down
Reset Push	> 9 sec	Reset to PUSH 50% brightness

- The PUSH operation won't cause any variations if it's less than 0.1S.
- Connect the PUSH switch in series between AC-L terminal and DA1 terminal; short circuit AC-N and DA2 terminals.
- Minimum dimming depth of PUSH dimming: 1% (lout)
- The PUSH dimming mode has the memory function in case of any power failure. Power on the driver again and the light will return to the state before the power failure.
- Maximum wire length between the PUSH switch and the farthest LED driver: 135m; wire diameter: 16-22AWG
- Maximum quantity of LED driver connected in parallel in DALI dimming and PUSH dimming modes: 64

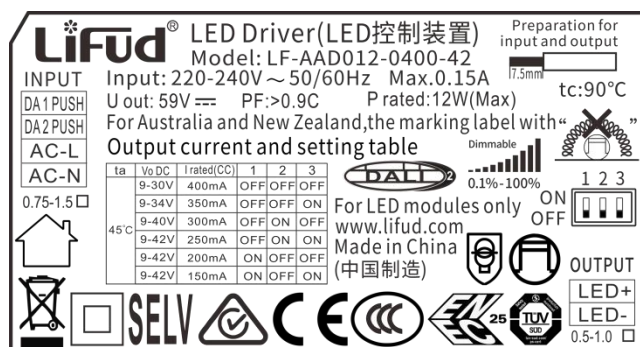
■ DALI Dimming Operation Instructions

- Default setting: 100% brightness.
- Connect the DALI signal to DA1 and DA2 terminals.
- DALI protocol includes 16 groups and 64 IP addresses.
- Minimum dimming depth of DALI dimming: 0.1% (lout).

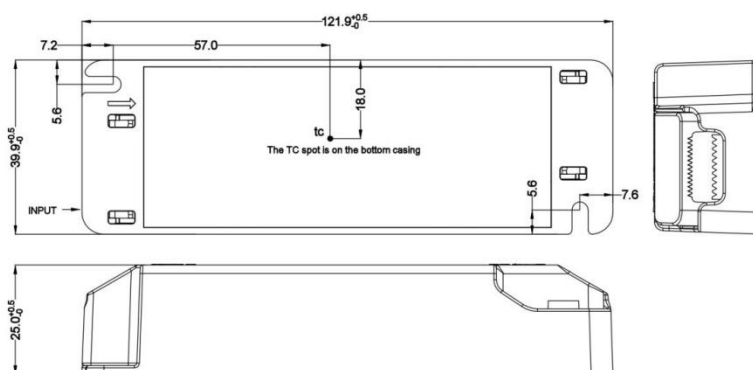


⚠ Remark: DALI and PUSH dimming functions can not be used at the same time, otherwise the DALI dimmer may be damaged.

Label



Structure & Dimensions (unit: mm)



Packaging Specifications

Model	LF-AAD012-0400-42
Packaging Dimensions	385*285*210 mm (L*W*H)
Quantities	14 pcs/layer; 7 layers/ctn; 98 pcs/ctn
Weights	0.085 kg/pc; 8.67 kg/ctn

Transportation & Storage

■ Transportation

- Suitable transportation means: vehicles, boats and aircraft.
- During transportation, there should be awnings for rain protection and sun protection. Civilized loading and unloading are required. There should be no severe vibration or impact.

■ Storage

- Storage in accordance with the provisions of the Class I environment. For products which have been stored for more than six months, they mustn't be used until they pass the re-inspection.

Attention

- Please use this product according to its specifications otherwise there may be malfunction.
- Use light fixtures that have not been certified or are not compatible with the LED drivers may cause fire or other hazards.
- Man-made damage, any use beyond the specification and non-original-factory modification are not covered by warranty.

Remark: The final interpretation right of the content of this data sheet belongs to Lifud Technology Co., Ltd.